

AGROSTEMIN[®]




Dr. Danilo Gajić



INFLUENCE AND EFFECTS OF AGROSTEMIN® APPLICATION ON TOMATO

(Solanum lycopersicum – "San Marzano")



The demonstration test was carried out in the Taquara District, Federal region – Brazil, in the course of 2011.

Testing methodology

The experiment was conducted in two green houses, 7 m x 50 m = 350 square meters in size, total square area 700 square meters. There were six lines of tomato in each green house, every line with 98 trellises, which makes the total of 588 plants per green house. Three beds were treated with **AGROSTEMIN**[®], each in a different way (variant T1, T2 and T3), while the end three served as control ones ("Ø"), grown in a standard manner.

VARIANTS:

T1 – **AGROSTEMIN**[®] 30g/ha 15 days after transplanting ;

T2 – **AGROSTEMIN**[®] 30g/ha 15 days after transplanting + 15 g/ha 25 days after the first application ;

T3 – **AGROSTEMIN**[®] 15g/ha 15 days after transplanting + 15 g/ha 25 days after the first application;


"Ø"– plants grown in a usual manner (not treated with **AGROSTEMIN**[®]).

In the course of 57 days, which is how long the entire harvesting lasted, the yield of treated beds was monitored (one for each respective variant of **AGROSTEMIN**[®] application) with 294 plants. The criteria of yield evaluation included the number of harvested fruits and their mass, both per individual harvest and collectively.

Treating the first time



Treating the second time



Five days from the beginning of picking



Day from the beginning of picking



PICKING



Measurement and recording of results




TOTAL RESULTS OF PICKINGS

	Variant T1 (30g)		Varijant T2 (30g + 15g)		Varijant T3 (15g + 15g)		CONTROL (standard)	
	mass (kg)	crates (pc.)	mass (kg)	crates (pc.)	mass (kg)	crates (pc.)	mass (kg)	crates (pc.)
i	122,4	6	144,8	6	74,7	3	93,1	4
ii	48,6	2	24,5	1	82,5	3,5	80,5	3,5
iii	189,8	8	198,1	8,5	142,4	6	160,7	6,5
iv	58,7	2,5	55,3	2,5	228,8	9,5	145,1	6
v	144,1	6	0,0	0	0,0	0	22,4	1
vi	144,3	6	265,5	11	140,3	6	149,2	6
vii	199,9	8,5	288,5	12	271,3	11,5	222,5	9
viii	193,2	8	0,0	0	207,8	8,5	143,3	6
ix	224,2	9,5	300,9	12,5	135,7	5,5	71,1	3
x	163,9	7	125,8	5	227,8	9,5	121,8	5
xi	141,2	6	183,4	7,5	245,9	10,5	227,6	9
xii	123,2	5	79,3	3,5	92,0	4	72,5	3
xiii	109,7	4,5	90,6	3,5	138,7	5,5	122,5	5
xiv	156,5	6,5	201,4	8,5	188,2	8	172,4	7
xv	93,8	4	36,9	1,5	81,4	3,5	50,5	2
xvi	110,4	4,5	61,5	2,5	35,0	1,5	6,0	0
	2.223,9	94,0	2.056,5	85,5	2.292,5	96,0	1.861,2	76,0

I N C R E A S E O F Y I E L D

VARIANT	AGROSTEMIN®	INCREASE OF YIELD			
		kg	%	creates	%
T1	30g x 1	362,7	19,5	18	23,7
T2	30g + 15g	195,3	10,5	9,5	12,5
T3	15g + 15g	431,3	23,2	20	26,3



AGROSTEMIN[®]



Dr. Danilo Gajić

www.agrostemin.com